



# Certificate of Analysis



**200mg/ml Full Spectrum CBD Oil**

**Matrix:** Derivative

**Accession Number:** 041521UD0020

**Harvest/Lot ID:**

**Seed to Sale:** \*

**Batch Date:** 04/15/21

**Batch #:** 100051

**Sample Size Received:** 1 units

**Retail Product Size:**

**Ordered:** 04/15/21

**Completed:** 04/21/21

**Expires:** 04/20/22

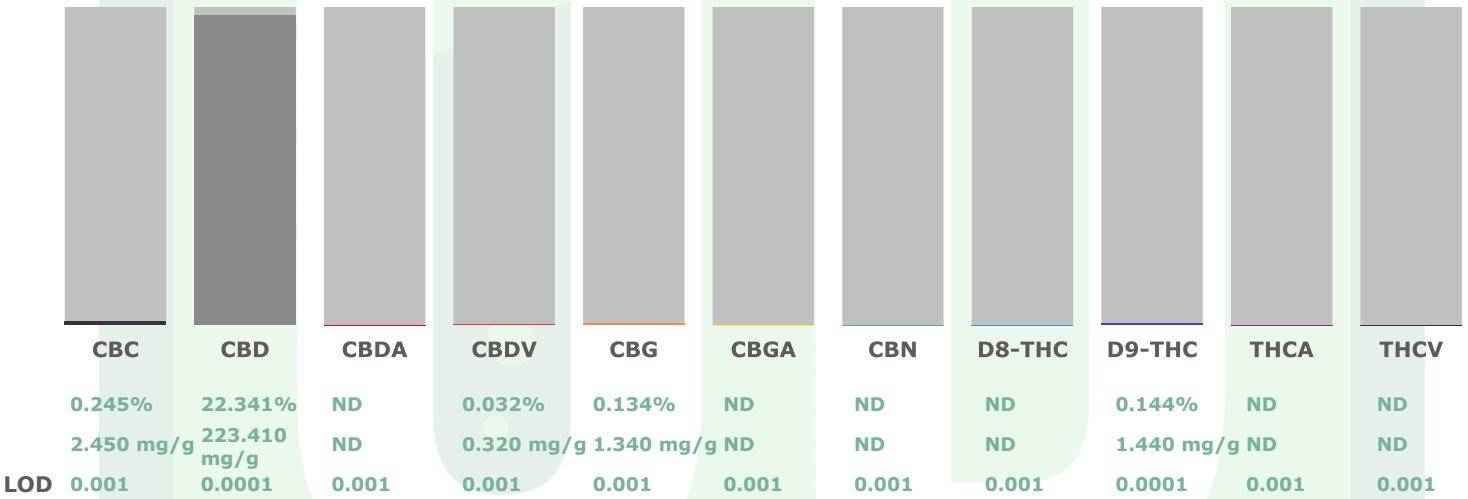
**Sampling Method:** SOP Client Method

Apr 21, 2021 | Candelay  
Industries

Rockland, DE,  
(717) 449-1518

## CANNABINOID RESULTS

<b>Total THC</b> <b>0.144%</b>	<b>Total CBD</b> <b>22.341%</b>	<b>Total Cannabnoids</b> <b>22.896%</b>
-----------------------------------	------------------------------------	--



Full spectrum cannabinoid analysis utilizing High Performance Liquid Chromatography with UV detection (HPLC-PDA). (Method: SOP.KY.02.005) sample prep and Shimadzu High Sensitivity Method SOP.KY.02.012 for analysis. LOQ for all cannabinoids is 1 mg/L. % = %w/w = Percent (Weight of Analyte/Weight Product) Total Cannabinoids result reflects the absolute sum of all cannabinoids detected. \*\*Total Potential THC/CBD is calculated using the following formulas to take into account the loss of a carboxyl group during decarboxylation Total THC = THC + (THCa\*0.877) Total CBD = CBD + (CBDa\*0.877) null

**Filth & Foreign Matter** **PASSED**

This includes but is not limited to hair, insects, feces, packaging contaminants, and manufacturing waste and by-products. An SH-2B/T Stereo Microscope is use for inspection. SOP.KY.02.11

This report shall not be reproduced, unless in its entirety, without written approval from Universal Diagnostics. This report is an Universal Diagnostics certification. The results relate only to the material or product analyzed. Test results are confidential unless explicitly waived otherwise. Void after 1 year from test end date. Cannabinoid content of batch material may vary depending on sampling error. IC=In-control QC parameter, NC=Non-controlled QC parameter, ND=Not Detected, NA=Not Analyzed, ppm=Parts Per Million, ppb=Parts Per Billion. Limit of Detection (LoD) and Limit Of Quantitation (LoQ) are terms used to describe the smallest concentration that can be reliably measured by an analytical procedure. RPD=Reproducibility of two measurements. Action Levels are State determined thresholds for human safety for consumption and/or inhalation. The result >99% are variable based on uncertainty of measurement (UM) for the analyte. The UM error is available from the lab upon request. The "Decision Rule" for the pass/fail does not include the UM. The limits are based on F.S. Rule 64-4.310.

**David Greene**  
Lab Director  
State License # 19-05-02P  
ISO Accreditation # PJLA  
ISO17025

Signature

04/21/21


Signed On



# Certificate of Analysis

**Candelay Industries**

Rockland, DE,  
Telephone: (717) 449-1518  
Email: mhaiges@americanfiber.com



200mg/ml Full Spectrum CBD Oil

Matrix: Derivative

Accession Number: 041521UD0020

Harvest/Lot ID:

Seed to Sale: \*

Batch Date: 04/15/21

Batch #: 100051

Sample Size Received: 1 units

Retail Product Size:

Ordered: 04/15/21

Completed: 04/21/21

Expires: 04/20/22

Sampling Method: SOP Client Method

Pesticides						<b>PASSED</b>					
Pesticides	LLOQ	Result	Units	Action Level	Pass / Fail	Pesticides	LLOQ	Result	Units	Action Level	Pass / Fail
- cis-permethrin	0.0041	ND	ppm	0.4	PASS	- trans-permethrin	0.0118	ND	ppm	0.4	PASS
ABAMECTIN B1A	0.02	ND	ppm	0.5	PASS	ACEPHATE	0.01	ND	ppm	0.4	PASS
ACEQUINOCYL	0.05	ND	ppm	2	PASS	ACETAMIPRID	0.01	ND	ppm	0.2	PASS
ALDICARB	0.02	ND	ppm	0.4	PASS	AZOXYSTROBIN	0.01	ND	ppm	0.2	PASS
BIFENAZATE	0.01	ND	ppm	0.2	PASS	BIFENTHRIN	0.01	ND	ppm	0.2	PASS
BOSCALID	0.01	ND	ppm	0.4	PASS	CARBARYL	0.01	ND	ppm	0.2	PASS
CARBOFURAN	0.01	ND	ppm	0.2	PASS	CHLORANTRANILIPROLE	0.01	ND	ppm	0.2	PASS
CHLORPYRIFOS	0.01	ND	ppm	0.2	PASS	CLOFENTEZINE	0.01	ND	ppm	0.2	PASS
COUMAPHOS	0.01	ND	ppm	0.2	PASS	CYPERMETHRIN	0.02	ND	ppm	1	PASS
DAMINOZIDE	0.02	ND	ppm	1	PASS	DIAZANON	0.01	ND	ppm	0.2	PASS
DICHLORVOS	0.05	ND	ppm	0.1	PASS	DIMETHOATE	0.01	ND	ppm	0.2	PASS
DIMETHOMORPH	0.005	ND	ppm	0.1	PASS	ETHOPROPHOS	0.01	ND	ppm	0.2	PASS
ETOFENPROX	0.01	ND	ppm	0.4	PASS	ETOXAZOLE	0.01	ND	ppm	0.2	PASS
FENHEXAMID	0.005	ND	ppm	0.1	PASS	FENOXYCARB	0.01	ND	ppm	0.2	PASS
FENPYROXIMATE	0.01	ND	ppm	0.4	PASS	FIPRONIL	0.02	ND	ppm	0.4	PASS
FLONICAMID	0.01	ND	ppm	1	PASS	FLUDIOXONIL	0.01	ND	ppm	0.4	PASS
HEXYTHIAZOX	0.01	ND	ppm	1	PASS	IMAZALIL	0.01	ND	ppm	0.2	PASS
IMIDACLOPRID	0.01	ND	ppm	0.4	PASS	KRESOXIM-METHYL	0.01	ND	ppm	0.4	PASS
MALATHION	0.01	ND	ppm	0.2	PASS	METALAXYL	0.01	ND	ppm	0.2	PASS
METHIOCARB	0.01	ND	ppm	0.2	PASS	METHOMYL	0.01	ND	ppm	0.4	PASS
MEVINPHOS	0.01	ND	ppm	0.1	PASS	MYCLOBUTANIL	0.01	ND	ppm	0.2	PASS
NALED	0.01	ND	ppm	0.5	PASS	OXAMYL	0.01	ND	ppm	1	PASS
PACLOBUTRAZOL	0.01	ND	ppm	0.4	PASS	PERMETHRINS (sum)	0.05	ND	ppm	1	PASS
PHOSMET	0.01	ND	ppm	0.2	PASS	PIPERONYL BUTOXIDE	0.01	ND	ppm	2	PASS
PRALLETHRIN	0.05	ND	ppm	0.2	PASS	PROPICONAZOLE	0.01	ND	ppm	0.4	PASS
PROPOXUR	0.01	ND	ppm	0.2	PASS	PYRETHRIN I	0.01	ND	ppm	1	PASS
PYRIDABEN	0.01	ND	ppm	0.2	PASS	SPINETORAM	0.01	ND	ppm	0.5	PASS
SPINOSAD (SPINOSYN A)	0.01	ND	ppm	0.2	PASS	SPINOSAD (SPINOSYN D)	0.01	ND	ppm	0.2	PASS
SPIROMESIFEN	0.01	ND	ppm	0.2	PASS	SPIROTETRAMAT	0.02	ND	ppm	0.2	PASS
SPIROXAMINE	0.01	ND	ppm	0.2	PASS	TEBUCONAZOLE	0.01	ND	ppm	0.4	PASS
THIACLOPRID	0.01	ND	ppm	0.2	PASS	THIAMETHOXAM	0.01	ND	ppm	0.2	PASS
Trifloxystrobin	0.01	ND	ppm	0.2	PASS						

Pesticide screen is performed using LC-MS which can screen down to below single digit ppb concentrations for regulated Pesticides. Currently we analyze for 57 Pesticides. (Method: SOP.T.30.060 Sample Preparation for Pesticides Analysis via LCMSMS and SOP.T40.060 Procedure for Pesticide Quantification Using LCMS). \*\*

Mycotoxins						<b>PASSED</b>					
Analyte	LLOQ	Result	Units	Action Level	Pass / Fail	Analyte	LLOQ	Result	Units	Action Level	Pass / Fail
Aflatoxin B1	0.001	ND	ppm	0.2	PASS	Aflatoxin B2	0.001	ND	ppm	0.2	PASS
Aflatoxin G1	0.001	ND	ppm	0.2	PASS	Aflatoxin G2	0.001	ND	ppm	0.2	PASS
Ochratoxin A+	0.001	ND	ppm	0.2	PASS						

Aflatoxins B1, B2, G1, G2, and Ochratoxins A testing using LC-MS. (Method: SOP.T.30.060 for Sample Preparation and SOP.T40.060 Procedure for Mycotoxins Quantification Using LCMS. LOQ 1.0ppb). Total Aflatoxins (Aflatoxin B1, B2, G1, G2) must be 20g/Kg. Ochratoxins must be 20g/Kg

This report shall not be reproduced, unless in its entirety, without written approval from Universal Diagnostics. This report is an Universal Diagnostics certification. The results relate only to the material or product analyzed. Test results are confidential unless explicitly waived otherwise. Void after 1 year from test end date. Cannabinoid content of batch material may vary depending on sampling error. IC=In-control QC parameter, NC=Non-controlled QC parameter, ND=Not Detected, NA=Not Analyzed, ppm=Parts Per Million, ppb=Parts Per Billion. Limit of Detection (LoD) and Limit Of Quantitation (LoQ) are terms used to describe the smallest concentration that can be reliably measured by an analytical procedure. RPD=Reproducibility of two measurements. Action Levels are State determined thresholds for human safety for consumption and/or inhalation. The result >99% are variable based on uncertainty of measurement (UM) for the analyte. The UM error is available from the lab upon request. The "Decision Rule" for the pass/fail does not include the UM. The limits are based on F.S. Rule 64-4.310.

**David Greene**  
Lab Director

State License # 19-05-02P  
ISO Accreditation # PJLA  
ISO17025

Signature

04/21/21


Signed On



Certificate of Analysis

Candelay Industries

Rockland, DE,
Telephone: (717) 449-1518
Email: mhaiges@americanfiber.com



200mg/ml Full Spectrum CBD Oil

Matrix: Derivative
Accession Number: 041521UD0020
Harvest/Lot ID:
Seed to Sale: \*
Batch Date: 04/15/21
Batch #: 100051
Sample Size Received: 1 units
Retail Product Size:
Ordered: 04/15/21
Completed: 04/21/21
Expires: 04/20/22

Sampling Method: SOP Client Method

Table with 6 columns: Solvent, LLOQ, Result, Units, Action Level (PPM), Pass/Fail. Row 1: Residual Solvents PASSED. Rows 2-15: 2-Propanol, Acetone, Acetonitrile, Butane, Ethanol, Ethyl Acetate, Ethyl Ether, Heptane, Hexane, Isobutane, M/P-Xylene, Methanol, O-Xylene, Pentane, Propane, Toluene, Total Xylenes.

Table with 6 columns: Metal, LLOQ, Result, Unit, Action Level, Pass/Fail. Row 1: Heavy Metals PASSED. Rows 2-5: Arsenic, Cadmium, Lead, Mercury.

Heavy Metals screening is performed using ICP-MS (Inductively Coupled Plasma - Mass Spectrometer) which can screen down to below single digit ppb concentrations for regulated heavy metals using Method SOP.T.30.052 Sample Preparation for Heavy Metals Analysis via ICP-MS and SOP.T.40.050 Heavy Metals Analysis via ICP-MS. \*Action Limits based on Colorado Regulations.

Table with 2 columns: Analyte, Result. Row 1: Microbials PASSED. Rows 2-6: ASPERGILLUS\_FLAVUS, ASPERGILLUS\_FUMIGATUS, ASPERGILLUS\_NIGER, ASPERGILLUS\_TERREUS\_1J2, ESCHERICHIA\_COLI\_SHIGELLA\_SPP, SALMONELLA\_SPECIFIC\_GENE.

Microbiological testing for Fungal and Bacterial Identification via Polymerase Chain Reaction (PCR) method consisting of sample DNA amplified via tandem Polymerase Chain Reaction (PCR) as a crude lysate which avoids purification. (Method SOP.T.40.043) If a pathogenic Escherichia Coli, Salmonella, Aspergillus fumigatus, Aspergillus flavus, Aspergillus niger, or Aspergillus terreus is detected in 1g of a sample, the sample fails the microbiological-impurity testing.

This report shall not be reproduced, unless in its entirety, without written approval from Universal Diagnostics. This report is an Universal Diagnostics certification. The results relate only to the material or product analyzed. Test results are confidential unless explicitly waived otherwise. Void after 1 year from test end date.

David Greene
Lab Director
State License # 19-05-02P
ISO Accreditation # PJLA
ISO17025

Signature

04/21/21

Signature

Signed On