



Certificate of Analysis



200mg/ml Full Spectrum CBD Oil

Matrix: Derivative

Accession Number: 041521UD0019

Harvest/Lot ID:

Seed to Sale: *

Batch Date: 04/15/21

Batch #: 100049

Sample Size Received: 1 units

Retail Product Size:

Ordered: 04/15/21

Completed: 04/21/21

Expires: 04/20/22

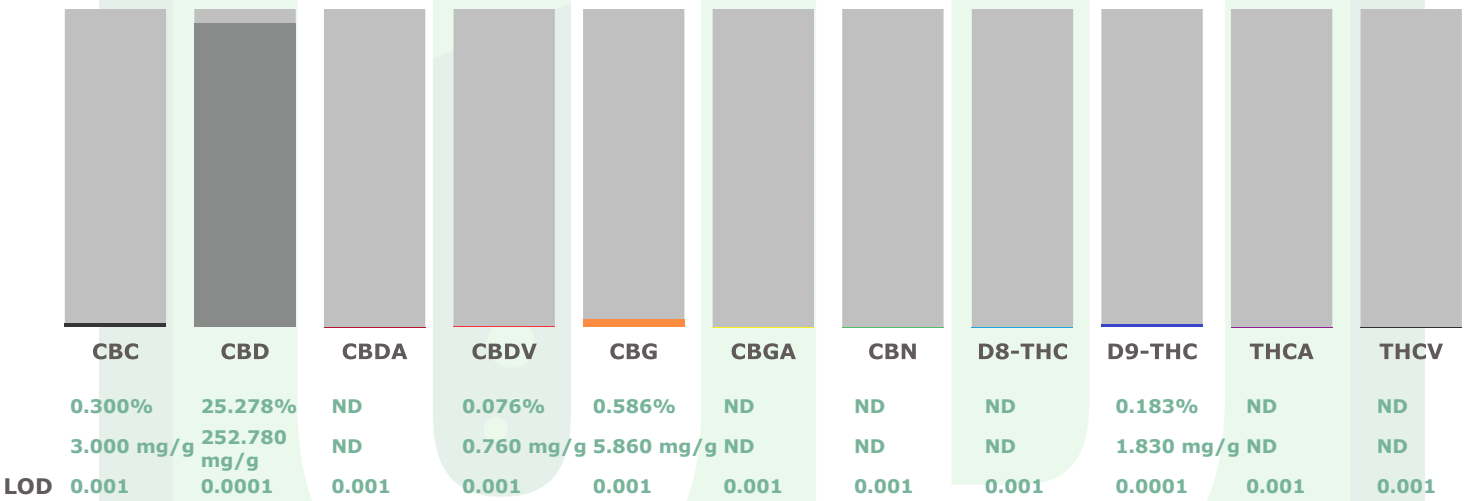
Sampling Method: SOP Client Method

Apr 21, 2021 | Candelay
Industries

Rockland, DE,
(717) 449-1518

CANNABINOID RESULTS

Total THC 0.183%	Total CBD 25.278%	Total Cannabnoids 26.423%
-----------------------------------	------------------------------------	--



Full spectrum cannabinoid analysis utilizing High Performance Liquid Chromatography with UV detection (HPLC-PDA). (Method: SOP.KY.02.005) sample prep and Shimadzu High Sensitivity Method SOP.KY.02.012 for analysis. LOQ for all cannabinoids is 1 mg/L. % = %w/w = Percent (Weight of Analyte/Weight Product) Total Cannabinoids result reflects the absolute sum of all cannabinoids detected. **Total Potential THC/CBD is calculated using the following formulas to take into account the loss of a carboxyl group during decarboxylation Total THC = THC + (THCa*0.877) Total CBD = CBD + (CBDa*0.877) null

Filth & Foreign Matter	PASSED
-----------------------------------	---------------

This includes but is not limited to hair, insects, feces, packaging contaminants, and manufacturing waste and by-products. An SH-2B/T Stereo Microscope is use for inspection. SOP.KY.02.11

This report shall not be reproduced, unless in its entirety, without written approval from Universal Diagnostics. This report is an Universal Diagnostics certification. The results relate only to the material or product analyzed. Test results are confidential unless explicitly waived otherwise. Void after 1 year from test end date. Cannabinoid content of batch material may vary depending on sampling error. IC=In-control QC parameter, NC=Non-controlled QC parameter, ND=Not Detected, NA=Not Analyzed, ppm=Parts Per Million, ppb=Parts Per Billion. Limit of Detection (LoD) and Limit Of Quantitation (LoQ) are terms used to describe the smallest concentration that can be reliably measured by an analytical procedure. RPD=Reproducibility of two measurements. Action Levels are State determined thresholds for human safety for consumption and/or inhalation. The result >99% are variable based on uncertainty of measurement (UM) for the analyte. The UM error is available from the lab upon request. The "Decision Rule" for the pass/fail does not include the UM. The limits are based on F.S. Rule 64-4.310.

David Greene
Lab Director
State License # 19-05-02P
ISO Accreditation # PJLA
ISO17025

Signature

04/21/21

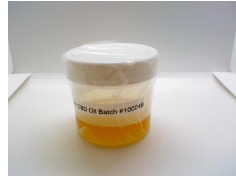
Signed On



Certificate of Analysis

Candelay Industries

Rockland, DE,
Telephone: (717) 449-1518
Email: mhaiges@americanfiber.com



200mg/ml Full Spectrum CBD Oil
Matrix: Derivative
Accession Number: 041521UD0019
Harvest/Lot ID:
Seed to Sale: *
Batch Date: 04/15/21
Batch #: 100049
Sample Size Received: 1 units
Retail Product Size:
Ordered: 04/15/21
Completed: 04/21/21
Expires: 04/20/22
Sampling Method: SOP Client Method

Table with 12 columns: Pesticides, LLOQ, Result, Units, Action Level, Pass / Fail. Includes a large 'PASSED' watermark and lists various pesticides like cis-permethrin, ABAMECTIN B1A, etc.

Pesticide screen is performed using LC-MS which can screen down to below single digit ppb concentrations for regulated Pesticides. Currently we analyze for 57 Pesticides. (Method: SOP.T.30.060 Sample Preparation for Pesticides Analysis via LCMSMS and SOP.T40.060 Procedure for Pesticide Quantification Using LCMS). **

Table with 12 columns: Mycotoxins, LLOQ, Result, Units, Action Level, Pass / Fail. Includes a large 'PASSED' watermark and lists Aflatoxin B1, Aflatoxin G1, Ochratoxin A+.

Aflatoxins B1, B2, G1, G2, and Ochratoxins A testing using LC-MS. (Method: SOP.T.30.060 for Sample Preparation and SOP.T40.060 Procedure for Mycotoxins Quantification Using LCMS. LOQ 1.0ppb). Total Aflatoxins (Aflatoxin B1, B2, G1, G2) must be 20g/Kg. Ochratoxins must be 20g/Kg

This report shall not be reproduced, unless in its entirety, without written approval from Universal Diagnostics. This report is an Universal Diagnostics certification. The results relate only to the material or product analyzed. Test results are confidential unless explicitly waived otherwise. Void after 1 year from test end date.

David Greene
Lab Director
State License # 19-05-02P
ISO Accreditation # PJLA
ISO17025

Signature

04/21/21

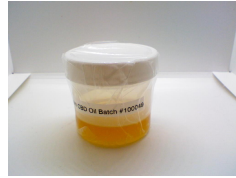
Signed On



Certificate of Analysis

Candelay Industries

Rockland, DE,
Telephone: (717) 449-1518
Email: mhaiges@americanfiber.com



200mg/ml Full Spectrum CBD Oil

Matrix: Derivative

Accession Number: 041521UD0019

Harvest/Lot ID:

Seed to Sale: *

Batch Date: 04/15/21

Batch #: 100049

Sample Size Received: 1 units

Retail Product Size:

Ordered: 04/15/21

Completed: 04/21/21

Expires: 04/20/22

Sampling Method: SOP Client Method

Residual Solvents		PASSED				
Solvent	LLOQ	Result	Units	Action Level (PPM)	Pass/Fail	
2-Propanol	60.0	ND	ppm	5000	PASS	
Acetone	60	ND	ppm	5000	PASS	
Acetonitrile	60	ND	ppm	410	PASS	
Butane	200	ND	ppm	5000	PASS	
Ethanol	80	ND	ppm	5000	PASS	
Ethyl Acetate	60	ND	ppm	5000	PASS	
Ethyl Ether	40	ND	ppm	5000	PASS	
Heptane	40	ND	ppm	5000	PASS	
Hexane	40	ND	ppm	290	PASS	
Isobutane	200	ND	ppm	5000	PASS	
M/P-Xylene	80	ND	ppm	2170	PASS	
Methanol	40	ND	ppm	3000	PASS	
O-Xylene	40	ND	ppm	2170	PASS	
Pentane	60	ND	ppm	5000	PASS	
Propane	400	ND	ppm	5000	PASS	
Toluene	40	ND	ppm	890	PASS	
Total Xylenes	120	ND	ppm	2170	PASS	

Heavy Metals		PASSED				
Metal	LLOQ	Result	Unit	Action Level	Pass / Fail	
Arsenic	0.2	ND	ppm	3	PASS	
Cadmium	0.2	ND	ppm	0.3	PASS	
Lead	0.2	ND	ppm	10	PASS	
Mercury	0.2	ND	ppm	3	PASS	

Heavy Metals screening is performed using ICP-MS (Inductively Coupled Plasma – Mass Spectrometer) which can screen down to below single digit ppb concentrations for regulated heavy metals using Method SOP.T.30.052 Sample Preparation for Heavy Metals Analysis via ICP-MS and SOP.T.40.050 Heavy Metals Analysis via ICP-MS. *Action Limits based on Colorado Regulations.

Microbials		PASSED	
Analyte	Result		
ASPERGILLUS_FLAVUS .	not present in 1 gram.		
ASPERGILLUS_FUMIGATUS .	not present in 1 gram.		
ASPERGILLUS_NIGER .	not present in 1 gram.		
ASPERGILLUS_TERREUS_1J2 .	not present in 1 gram.		
ESCHERICHIA_COLI_SHIGELLA_SPP .	not present in 1 gram.		
SALMONELLA_SPECIFIC_GENE .	not present in 1 gram.		

Microbiological testing for Fungal and Bacterial Identification via Polymerase Chain Reaction (PCR) method consisting of sample DNA amplified via tandem Polymerase Chain Reaction (PCR) as a crude lysate which avoids purification. (Method SOP.T.40.043) If a pathogenic Escherichia Coli, Salmonella, Aspergillus fumigatus, Aspergillus flavus, Aspergillus niger, or Aspergillus terreus is detected in 1g of a sample, the sample fails the microbiological-impurity testing.

This report shall not be reproduced, unless in its entirety, without written approval from Universal Diagnostics. This report is an Universal Diagnostics certification. The results relate only to the material or product analyzed. Test results are confidential unless explicitly waived otherwise. Void after 1 year from test end date. Cannabinoid content of batch material may vary depending on sampling error. IC=In-control QC parameter, NC=Non-controlled QC parameter, ND=Not Detected, NA=Not Analyzed, ppm=Parts Per Million, ppb=Parts Per Billion. Limit of Detection (LoD) and Limit Of Quantitation (LoQ) are terms used to describe the smallest concentration that can be reliably measured by an analytical procedure. RPD=Reproducibility of two measurements. Action Levels are State determined thresholds for human safety for consumption and/or inhalation. The result >99% are variable based on uncertainty of measurement (UM) for the analyte. The UM error is available from the lab upon request. The "Decision Rule" for the pass/fail does not include the UM. The limits are based on F.S. Rule 64-4.310.

David Greene
Lab Director

State License # 19-05-02P
ISO Accreditation # PJLA
ISO17025

Signature

04/21/21

Signed On