



Certificate of Analysis

Sample: M001015031-001

Harvest/Lot ID: FPF0E002

Seed to Sale #N/A

Batch Date : 08/24/20

Batch#: 100014

Sample Size Received: 16 ml

Retail Product Size: 33 ml

Ordered : 10/13/20

Sampled : 10/13/20

Completed: 10/21/20 Expires: 10/21/21

Sampling Method: SOP Client Method

PASSED

Page 1 of 5

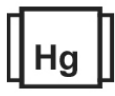
Oct 21, 2020 | Candelay Industries

702 Rockland Rd
Rockland, DE, 19732, US

PRODUCT IMAGE SAFETY RESULTS



Pesticides
PASSED



Heavy Metals
PASSED



Microbials
PASSED



Mycotoxins
PASSED



Residuals
Solvents
PASSED



Filtration
PASSED



Water Activity
NOT TESTED



Moisture
NOT TESTED



Terpenes
TESTED

MISC.

CANNABINOID RESULTS



Total THC
0.051%



Total CBD
14.090%



Total Cannabinoids
14.354%

Filtration PASSED

Analyzed By 1 Weight 1g Extraction date 10/16/20 LOD(ppm) 1 Extracted By 1

Analysis Method -SOP.T.40.013 Batch Date : 10/16/20 14:11:15
Analytical Batch -M0001283FIL Reviewed On - 10/16/20 14:13:09

Instrument Used : Microscope
Running On :

This includes but is not limited to hair, insects, feces, packaging contaminants, and manufacturing waste and by-products. An SH-2B/T Stereo Microscope is used for inspection.

D9-THC	THCA	CBD	CBDA	D8-THC	THCV	CBN	CBDV	CBC	CBG	CBGA
0.051%	ND	14.090%	<0.010	ND	ND	ND	0.040%	0.128%	0.045%	ND
0.510 mg/g	ND	140.900 mg/g	<0.010	ND	ND	ND	0.400 mg/g	1.280 mg/g	0.450 mg/g	ND
LOD 0.0001 %	0.001 %	0.0001 %	0.001 %	0.001 %	0.001 %	0.001 %	0.001 %	0.001 %	0.001 %	0.001 %

Cannabinoid Profile Test

Analyzed by 19	Weight 1.5049g	Extraction date : 10/15/20 04:10:04	Extracted By : 19
Analysis Method -SOP.T.40.020, SOP.T.30.050	Reviewed On - 10/16/20 12:03:39	Batch Date : 10/15/20 16:18:54	
Analytical Batch -M0001277POT	Instrument Used : HPLC Potency Analyzer Running On :		

Reagent	Dilution	Consums. ID
	20	

Full spectrum cannabinoid analysis utilizing High Performance Liquid Chromatography with UV detection (HPLC-UV). (Method: SOP.T.30.050 for sample prep and Shimadzu High Sensitivity Method SOP.T.40.020 for analysis. LOQ for all cannabinoids is 1 mg/L). Measurement of Uncertainty: 2.7%

This report shall not be reproduced, unless in its entirety, without written approval from Kaycha Labs. This report is an Kaycha Labs certification. The results relate only to the material or product analyzed. Test results are confidential unless explicitly waived otherwise. Void after 1 year from test end date. Cannabinoid content of batch material may vary depending on sampling error. IC=In-control QC parameter, NC=Non-controlled QC parameter, ND=Not Detected, NA=Not Analyzed, ppm=Parts Per Million, ppb=Parts Per Billion. Limit of Detection (LoD) and Limit Of Quantitation (LoQ) are terms used to describe the smallest concentration that can be reliably measured by an analytical procedure. RPD=Reproducibility of two measurements. Action Levels are State determined thresholds for human safety for consumption and/or inhalation. The result >99% are variable based on uncertainty of measurement (UM) for the analyte. The UM error is available from the lab upon request. The "Decision Rule" for the pass/fail does not include the UM. The limits are based on F.S. Rule 64-4.310.

David Greene
Lab Director

State License # 19-05-02P
ISO Accreditation #
17025:2017 #97164



Signature

10/21/2020

Signed On



Certificate of Analysis

PASSED

Candelay Industries

702 Rockland Rd
Rockland, DE, 19732, US

Telephone: (717) 449-1518

Email: bwowden@americanfiber.com

Sample : MO01015031-001

Harvest/LOT ID: FPFOE002

Batch# : 100014

Sampled : 10/13/20

Ordered : 10/13/20

Sample Size Received : 16 ml

Completed : 10/21/20 Expires: 10/21/21

Sample Method : SOP Client Method

Page 2 of 5



Terpenes

TESTED

Terpenes	LOD	Units	Result (%)
ALPHA-PHELLANDRENE	0.005	%	ND
FENCHONE	0.01	%	ND
GAMMA-TERPINENE	0.005	%	ND
GERANIOL	0.005	%	ND
GERANYL ACETATE	0.01	%	ND
GUAIOL	0.005	%	ND
LIMONENE	0.005	%	ND
LINALOOL	0.01	%	ND
NEROL	0.005	%	ND
OCIMENE	0.005	%	ND
PULEGONE	0.005	%	ND
SABINENE	0.005	%	ND
SABINENE HYDRATE	0.01	%	ND
TERPINEOL	0.005	%	ND
TERPINOLENE	0.005	%	ND
TRANS-CARYOPHYLLENE	0.005	%	ND
TRANS-NEROLIDOL	0.005	%	ND
VALENCENE	0.005	%	ND
CEDROL	0.005	%	ND
ALPHA-HUMULENE	0.005	%	ND
ALPHA-PINENE	0.005	%	ND
ALPHA-TERPINENE	0.005	%	ND
BETA-MYRCENE	0.005	%	ND
BETA-PINENE	0.005	%	ND
BORNEOL	0.01	%	ND
CAMPHENE	0.005	%	ND
CAMPHOR	0.01	%	ND
CARYOPHYLLENE OXIDE	0.005	%	ND
ALPHA-CEDRENE	0.005	%	ND
ALPHA-BISABOLOL	0.005	%	ND
ISOPULEGOL	0.01	%	ND
Total		0.000	

Terpenes	LOD	Units	Result (%)
CIS-NEROLIDOL	0.005	%	ND
3-CARENE	0.005	%	ND
FENCHYL ALCOHOL	0.005	%	ND
HEXAHYDROT HYMOL	0.005	%	ND
EUCALYPTOL	0.005	%	ND
ISOBORNEOL	0.005	%	ND



Terpenes

TESTED

Analyzed by: 18 Weight: 1.022g Extraction date: 10/16/20 09:10:20 Extracted By: 18

Analysis Method -SOP.T.40.090
 Analytical Batch -MO001281TER Reviewed On - 10/16/20 14:27:09
 Instrument Used : GCMS8050 with Liquid Handler
 Running On :
 Batch Date : 10/16/20 09:44:50

Reagent Dilution Consums. ID

Terpenoid profile screening is performed using GC-MS/MS TQ-8040 with Liquid Injection (Gas Chromatography - Mass Spectrometer Triple Quad) which can screen 37 terpenes using Method SOP.T.40.091 Terpenoid Analysis Via GC-MS/MS.

This report shall not be reproduced, unless in its entirety, without written approval from Kaycha Labs. This report is an Kaycha Labs certification. The results relate only to the material or product analyzed. Test results are confidential unless explicitly waived otherwise. Void after 1 year from test end date. Cannabinoid content of batch material may vary depending on sampling error. IC=In-control QC parameter, NC=Non-controlled QC parameter, ND=Not Detected, NA=Not Analyzed, ppm=Parts Per Million, ppb=Parts Per Billion. Limit of Detection (LoD) and Limit Of Quantitation (LoQ) are terms used to describe the smallest concentration that can be reliably measured by an analytical procedure. RPD=Reproducibility of two measurements. Action Levels are State determined thresholds for human safety for consumption and/or inhalation. The result >99% are variable based on uncertainty of measurement (UM) for the analyte. The UM error is available from the lab upon request. The "Decision Rule" for the pass/fail does not include the UM. The limits are based on F.S. Rule 64-4.310.

David Greene
Lab Director

State License # 19-05-02P
ISO Accreditation #
17025:2017 #97164



Signature

10/21/2020

Signed On



Certificate of Analysis

PASSED

Candelay Industries

702 Rockland Rd
Rockland, DE, 19732, US

Telephone: (717) 449-1518

Email: bwowden@americanfiber.com

Sample : M001015031-001

Harvest/LOT ID: FPFOE002

Batch# : 100014

Sampled : 10/13/20

Ordered : 10/13/20

Sample Size Received : 16 ml

Completed : 10/21/20 Expires: 10/21/21

Sample Method : SOP Client Method


Page 3 of 5



Pesticides

PASSED

Pesticides	LOD	Units	Action Level	Result	Pesticides	LOD	Units	Action Level	Result
ABAMECTIN B1A	0.020	ppm	0.5	ND	PRALLETHRIN	0.050	ppm	0.2	ND
ACEPHATE	0.010	ppm	0.5	ND	PROPICONAZOLE	0.010	ppm	0.4	ND
ACEQUINOCYL	0.02	ppm	2	ND	PROPOXUR	0.010	ppm	0.2	ND
ACETAMIPRID	0.010	ppm	0.2	ND	PYRETHRIN I	0.010	ppm	1	ND
ALDICARB	0.020	ppm	0.4	ND	PYRIDABEN	0.005	ppm	0.2	ND
AZOXYSTROBIN	0.010	ppm	0.2	ND	SPINETORAM	0.005	ppm	0.5	ND
BIFENAZATE	0.010	ppm	0.2	ND	SPINOSAD (SPINOSYN A)	0.010	ppm	0.2	ND
BIFENTHRIN	0.010	ppm	0.2	ND	SPINOSAD (SPINOSYN D)	0.010	ppm	0.2	ND
BOSCALID	0.005	ppm	0.4	ND	SPIROMESIFEN	0.010	ppm	0.2	ND
CARBARYL	0.010	ppm	0.2	ND	SPIROTETRAMAT	0.020	ppm	0.2	ND
CARBOFURAN	0.010	ppm	0.2	ND	SPIROXAMINE	0.010	ppm	0.4	ND
CHLORANTRANILIPROLE	0.010	ppm	0.2	ND	TEBUCONAZOLE	0.010	ppm	0.4	ND
CHLORPYRIFOS	0.010	ppm	0.2	ND	THIACLOPRID	0.010	ppm	0.2	ND
CLOFENTEZINE	0.010	ppm	0.2	ND	THIAMETHOXAM	0.010	ppm	0.5	ND
COUMAPHOS	0.005	ppm	0.2	ND	TRIFLOXYSTROBIN	0.010	ppm	0.2	ND
CYPERMETHRIN	0.010	ppm	1	ND					
DAMINOZIDE	0.010	ppm	1	ND					
DIAZANON	0.010	ppm	0.2	ND					
DICHLORVOS	0.050	ppm	0.1	ND					
DIMETHOATE	0.010	ppm	0.2	ND					
DIMETHOMORPH	0.005	ppm	0.1	ND					
ETHOPROPHOS	0.010	ppm	0.2	ND					
ETOFENPROX	0.010	ppm	0.4	ND					
ETOXAZOLE	0.010	ppm	0.2	ND					
FENHEXAMID	0.005	ppm	0.1	ND					
FENOXYCARB	0.010	ppm	0.2	ND					
FENPYROXIMATE	0.010	ppm	0.4	ND					
FIPRONIL	0.020	ppm	0.4	ND					
FLONICAMID	0.010	ppm	1	ND					
FLUDIOXONIL	0.010	ppm	0.4	ND					
HEXYTHIAZOX	0.010	ppm	1	ND					
IMAZALIL	0.010	ppm	0.2	ND					
IMIDACLOPRID	0.010	ppm	0.4	ND					
KRESOXIM-METHYL	0.010	ppm	0.4	ND					
MALATHION	0.010	ppm	0.2	ND					
METALAXYL	0.010	ppm	0.2	ND					
METHIOCARB	0.010	ppm	0.2	ND					
METHOMYL	0.010	ppm	0.6	ND					
MEVINPHOS	0.010	ppm	0.1	ND					
MYCLOBUTANIL	0.010	ppm	0.2	ND					
NALED	0.010	ppm	0.5	ND					
OXAMYL	0.010	ppm	1	ND					
PACLOBUTRAZOL	0.010	ppm	0.4	ND					
PERMETHRINS	0.050	ppm	1	ND					
PHOSMET	0.010	ppm	0.2	ND					
PIPERONYL BUTOXIDE	0.010	ppm	3	ND					


Pesticides
PASSED

Analyzed by 9	Weight 0.518g	Extraction date 10/20/20 02:10:02	Extracted By 1
------------------	------------------	--------------------------------------	-------------------

Analysis Method - SOP.T.30.060, SOP.T.40.060 ,
 Analytical Batch - M0001298PES
 Instrument Used : LCMSMS 8060 P
 Running On :
 Batch Date : 10/20/20 14:06:05

Reagent	Dilution	Consums. ID
Pesticide screen is performed using LC-MS which can screen down to below single digit ppb concentrations for regulated Pesticides. Currently we analyze for 57 Pesticides. (Method: SOP.T.30.060 Sample Preparation for Pesticides Analysis via LCMSMS and SOP.T40.060 Procedure for Pesticide Quantification Using LCMS). *		

This report shall not be reproduced, unless in its entirety, without written approval from Kaycha Labs. This report is an Kaycha Labs certification. The results relate only to the material or product analyzed. Test results are confidential unless explicitly waived otherwise. Void after 1 year from test end date. Cannabinoid content of batch material may vary depending on sampling error. IC=In-control QC parameter, NC=Non-controlled QC parameter, ND=Not Detected, NA=Not Analyzed, ppm=Parts Per Million, ppb=Parts Per Billion. Limit of Detection (LoD) and Limit Of Quantitation (LoQ) are terms used to describe the smallest concentration that can be reliably measured by an analytical procedure. RPD=Reproducibility of two measurements. Action Levels are State determined thresholds for human safety for consumption and/or inhalation. The result >99% are variable based on uncertainty of measurement (UM) for the analyte. The UM error is available from the lab upon request. The "Decision Rule" for the pass/fail does not include the UM. The limits are based on F.S. Rule 64-4.310.

David Greene
Lab Director
State License # 19-05-02P
ISO Accreditation #
17025:2017 #97164



Signature

10/21/2020
Signed On



Certificate of Analysis

PASSED

Candelay Industries

702 Rockland Rd
Rockland, DE, 19732, US
Telephone: (717) 449-1518
Email: wbowden@americanfiber.com

Sample : MO01015031-001
Harvest/LOT ID: FPFOE002

Batch# : 100014
Sampled : 10/13/20
Ordered : 10/13/20


Sample Size Received : 16 ml
Completed : 10/21/20 **Expires:** 10/21/21
Sample Method : SOP Client Method

Page 4 of 5



Residual Solvents

PASSED



Residual Solvents

PASSED

Solvent	LOD	Units	Action Level (PPM)	Pass/Fail	Result
TRICHLOROETHENE	3	ppm	80	PASS	ND
CHLOROFORM	0.24	ppm	60	PASS	ND
1,2-DICHLOROETHENE	0.24	ppm	1870	PASS	ND
1,1-DICHLOROETHENE	2	ppm	8	PASS	ND
PENTANES	90	ppm	2500	PASS	167.000
BUTANES (N-BUTANE)	50	ppm	5000	PASS	ND
ACETONITRILE	7.2	ppm	410	PASS	ND
ACETONE	90	ppm	5000	PASS	ND
2-PROPANOL	60	ppm	5000	PASS	ND
HEXANES	6	ppm	290	PASS	ND
XYLENES	18	ppm	2170	PASS	ND
TOLUENE	18	ppm	1068	PASS	ND
PROPANE	80	ppm	5000	PASS	ND
METHANOL	30	ppm	3000	PASS	ND
HEPTANE	60	ppm	5000	PASS	ND
XYLENES-P (1,4-DIMETHYLBENZENE)	18	ppm	2170	PASS	ND
ETHYLENE OXIDE	0.6	ppm	50	PASS	ND
XYLENES-M (1,3-DIMETHYLBENZENE)	18	ppm	2170	PASS	ND
ETHYL ETHER	60	ppm	5000	PASS	ND
XYLENES-O (1,2-DIMETHYLBENZENE)	18	ppm	2170	PASS	ND
ETHYL ACETATE	48	ppm	5000	PASS	ND
ETHANOL	120	ppm	5000	PASS	384.000
DICHLOROMETHANE	15	ppm	600	PASS	ND

Analyzed by 18 **Weight** 0.034g **Extraction date** 10/16/20 09:10:03 **Extracted By** 18

Analysis Method -SOP.T.40.032
Analytical Batch -MO001280SOL **Reviewed On - 10/16/20 10:24:35**
Instrument Used : GCMS2010
Running On :
Batch Date : 10/16/20 09:43:29

Reagent	Dilution	Consums. ID
Residual solvents screening is performed using GC-MS which can detect below single digit ppm concentrations. Currently we analyze for 33 Residual solvents. (Method: SOP.T.30.042 Residual Solvents Analysis via GC-MS).		

This report shall not be reproduced, unless in its entirety, without written approval from Kaycha Labs. This report is an Kaycha Labs certification. The results relate only to the material or product analyzed. Test results are confidential unless explicitly waived otherwise. Void after 1 year from test end date. Cannabinoid content of batch material may vary depending on sampling error. IC=In-control QC parameter, NC=Non-controlled QC parameter, ND=Not Detected, NA=Not Analyzed, ppm=Parts Per Million, ppb=Parts Per Billion. Limit of Detection (LoD) and Limit Of Quantitation (LoQ) are terms used to describe the smallest concentration that can be reliably measured by an analytical procedure. RPD=Reproducibility of two measurements. Action Levels are State determined thresholds for human safety for consumption and/or inhalation. The result >99% are variable based on uncertainty of measurement (UM) for the analyte. The UM error is available from the lab upon request. The "Decision Rule" for the pass/fail does not include the UM. The limits are based on F.S. Rule 64-4.310.

David Greene
Lab Director

State License # 19-05-02P
ISO Accreditation #
17025:2017 #97164



Signature

10/21/2020

Signed On



Certificate of Analysis

PASSED

Candelay Industries

702 Rockland Rd
Rockland, DE, 19732, US
Telephone: (717) 449-1518
Email: bwowden@americanfiber.com

Sample : M001015031-001
Harvest/LOT ID: FPF0E002

Batch# : 100014
Sampled : 10/13/20
Ordered : 10/13/20

Sample Size Received : 16 ml
Completed : 10/21/20 **Expires:** 10/21/21
Sample Method : SOP Client Method

Page 5 of 5



Microbials

PASSED



Mycotoxins

PASSED

Analyte	LOD	Result	Analyte	LOD	Units	Result	Action Level (PPM)
ASPERGILLUS_TERREUS_1J2		not present in 1 gram.	AFLATOXIN G2	0.001	ppm	ND	0.02
ASPERGILLUS_NIGER		not present in 1 gram.	AFLATOXIN G1	0.001	ppm	ND	0.02
ASPERGILLUS_FUMIGATUS		not present in 1 gram.	AFLATOXIN B2	0.001	ppm	ND	0.02
ASPERGILLUS_FLAVUS		not present in 1 gram.	AFLATOXIN B1	0.001	ppm	ND	0.02
SALMONELLA_SPECIFIC_GENE		not present in 1 gram.	OCHRATOXIN A+	0.001	ppm	ND	0.02
ESCHERICHIA_COLI_SHIGELLA_SPP		not present in 1 gram.					

Analysis Method -SOP.T.40.043
Analytical Batch -NA Batch Date :
Instrument Used :
Running On :

Analysis Method -SOP.T.30.060, SOP.T.40.060
Analytical Batch - | Reviewed On - 10/21/20 10:30:15
Instrument Used :
Running On :
Batch Date :

Analyzed by	Weight	Extraction date	Extracted By
NA	NA	NA	NA

Analyzed by	Weight	Extraction date	Extracted By
NA	NA	NA	NA

Microbiological testing for Fungal and Bacterial Identification via Polymerase Chain Reaction (PCR) method consisting of sample DNA amplified via tandem Polymerase Chain Reaction (PCR) as a crude lysate which avoids purification. (Method SOP.T.40.043) If a pathogenic Escherichia Coli, Salmonella, Aspergillus fumigatus, Aspergillus flavus, Aspergillus niger, or Aspergillus terreus is detected in 1g of a sample, the sample fails the microbiological-impurity testing.

Aflatoxins B1, B2, G1, G2, and Ochratoxins A testing using LC-MS. (Method: SOP.T.30.060 for Sample Preparation and SOP.T.40.060 Procedure for Mycotoxins Quantification Using LCMS. LOQ 1.0 ppb). Total Aflatoxins (Aflatoxin B1, B2, G1, G2) must be <20µg/Kg. Ochratoxins must be <20µg/Kg.



Heavy Metals

PASSED

Reagent

110119.52
110119.44
112519.01
110119.36

Metal	LOD	Unit	Result	Action Level (PPM)
ARSENIC	0.02	ppm	ND	10
CADMIUM	0.02	ppm	ND	4.1
LEAD	0.02	ppm	ND	10
MERCURY	0.02	ppm	ND	2

Analyzed by	Weight	Extraction date	Extracted By
18	0.496g	10/16/20 09:10:08	18

Analysis Method -SOP.T.40.050, SOP.T.30.052
Analytical Batch -M0001279HEA | Reviewed On - 10/16/20 10:33:35
Instrument Used : ICP-MS 2030
Running On :
Batch Date : 10/16/20 09:20:20

Heavy Metals screening is performed using ICP-MS (Inductively Coupled Plasma - Mass Spectrometer) which can screen down to below single digit ppb concentrations for regulated heavy metals using Method SOP.T.30.052 Sample Preparation for Heavy Metals Analysis via ICP-MS and SOP.T.40.050 Heavy Metals Analysis via ICP-MS. *Action Limits based on Colorado Regulations.

This report shall not be reproduced, unless in its entirety, without written approval from Kaycha Labs. This report is an Kaycha Labs certification. The results relate only to the material or product analyzed. Test results are confidential unless explicitly waived otherwise. Void after 1 year from test end date. Cannabinoid content of batch material may vary depending on sampling error. IC=In-control QC parameter, NC=Non-controlled QC parameter, ND=Not Detected, NA=Not Analyzed, ppm=Parts Per Million, ppb=Parts Per Billion. Limit of Detection (LoD) and Limit Of Quantitation (LoQ) are terms used to describe the smallest concentration that can be reliably measured by an analytical procedure. RPD=Reproducibility of two measurements. Action Levels are State determined thresholds for human safety for consumption and/or inhalation. The result >99% are variable based on uncertainty of measurement (UM) for the analyte. The UM error is available from the lab upon request. The "Decision Rule" for the pass/fail does not include the UM. The limits are based on F.S. Rule 64-4.310.

David Greene
Lab Director

State License # 19-05-02P
ISO Accreditation #
17025:2017 #97164



Signature

10/21/2020

Signed On